


ABB Motors and Generators		Technical Data Sheet				
Department/Author		Project	Location		Item name	
Our ref.		Rev/Changed by	Date of issue	Saving ident	Pages	
		A	1/18/2019	untitled.xls	1.00001 1(3)	
No.	Definition	Data	Unit	Remarks		
1	Product	<b>TEFC, 3-phase, squirrel cage induction motor</b>				
2	Product code	<b>3GBA 101 820-HDDIN</b>		Calc. ref.	3GZH021010-1	
3	Type/Frame	<b>M2BAX 100LKB 2</b>				
4	Mounting	<b>IM2001, B35(foot-flange)</b>				
5	Rated output P <sub>N</sub>	<b>3.7</b>	kW			
6	Service factor	<b>1</b>				
7	Type of duty	<b>S1 100%</b>				
8	Rated voltage U <sub>N</sub>	<b>415</b>	VD	+10, -10 %		
9	Rated frequency f <sub>N</sub>	<b>50</b>	Hz	+5, -5 %		
10	Rated speed n <sub>N</sub>	<b>2900</b>	r/min			
11	Rated current I <sub>N</sub>	<b>6.9</b>	A			
12						
13	Starting current I <sub>s</sub> /I <sub>N</sub>	<b>7.7</b>				
14	Nominal torque T <sub>N</sub>	<b>12.2</b>	Nm			
15	Locked rotor torque T <sub>S</sub> /T <sub>N</sub>	<b>3.5</b>				
16	Maximum torque T <sub>max</sub> /T <sub>N</sub>	<b>3.9</b>				
17						
18						
Load characteristics		Load %	Current A	Efficiency %	Power factor	
19	PLL determined from residual loss	100	<b>6.9</b>	<b>87.8 / IE3</b>	<b>0.85</b>	
20		75	<b>5.3</b>	<b>88.1</b>	<b>0.83</b>	
21		50	<b>4</b>	<b>86.8</b>	<b>0.75</b>	
22						
23	Thermal withstand time hot	<b>9</b>	s			
24	Thermal withstand time cold	<b>15</b>	s			
25	Insulation class / Temperature class	<b>F / B</b>				
26	Ambient temperature	<b>50</b>	°C			
27	Altitude	<b>1000</b> m.a.s.l.				
28	Degree of protection	<b>IP55</b>				
29	Cooling system	<b>IC411 self ventilated</b>				
30	Bearing DE/NDE	<b>6206-2Z/C3 - 6205-2Z/C3</b>				
31	Sound pressure level (LP dB(A) 1m)	<b>75</b>	dB(A)	at no-load		
32	Moment of inertia J = ¼ GD <sup>2</sup>	<b>0.00756</b>	kg·m <sup>2</sup>			
33	Position of terminal box	<b>Top</b>				
34	Direction of rotation	<b>Bi-directional</b>				
35	Weight of rotor	<b>8</b>	kg			
36	Total weight of motor	<b>42</b>	kg			
37						
38						
39						
40						
41						
42						
43						
44						
45						
Ex-motors						
46						
47						
48						
Option Variant Codes / Definition						
49						
50						
51						
52						
Remarks:						
Data based on situation 12/21/2015						

All performance values are subject to IS/IEC tolerances


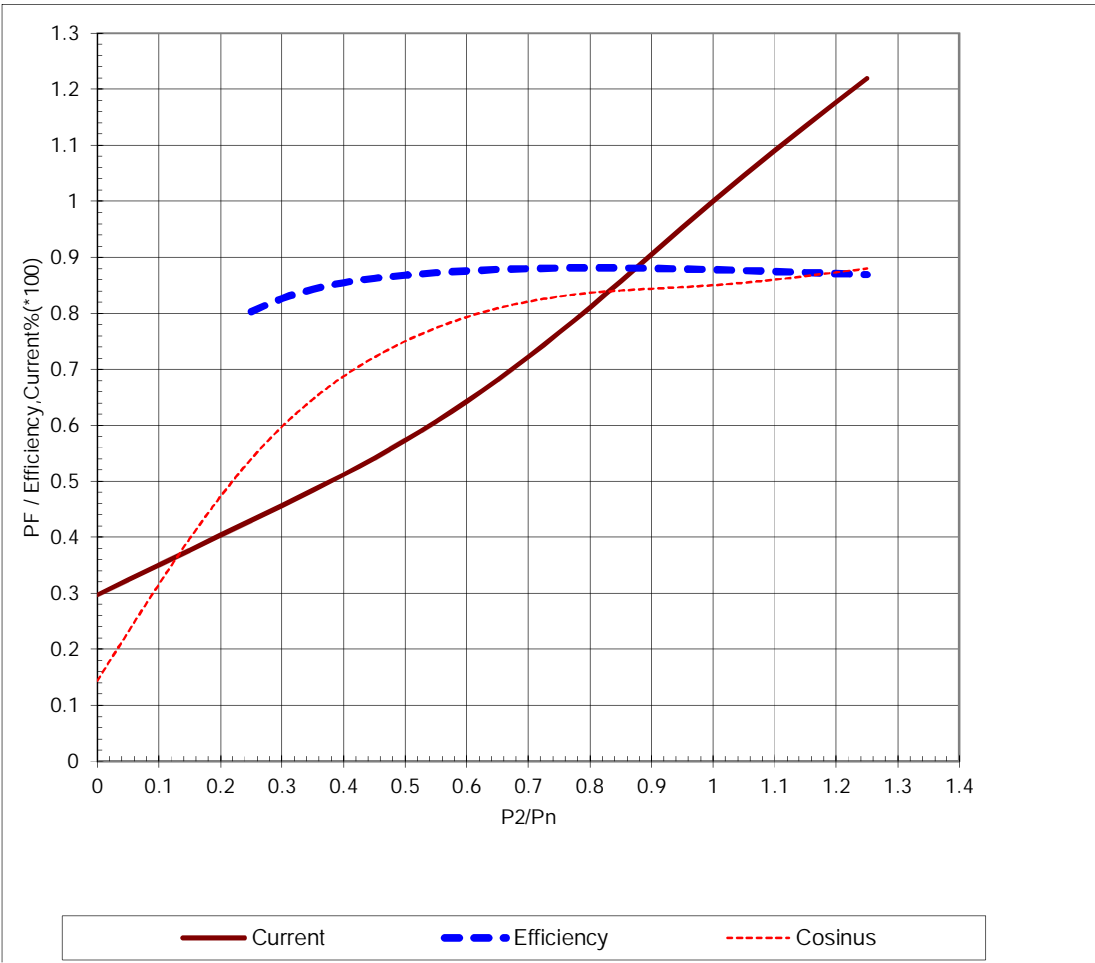

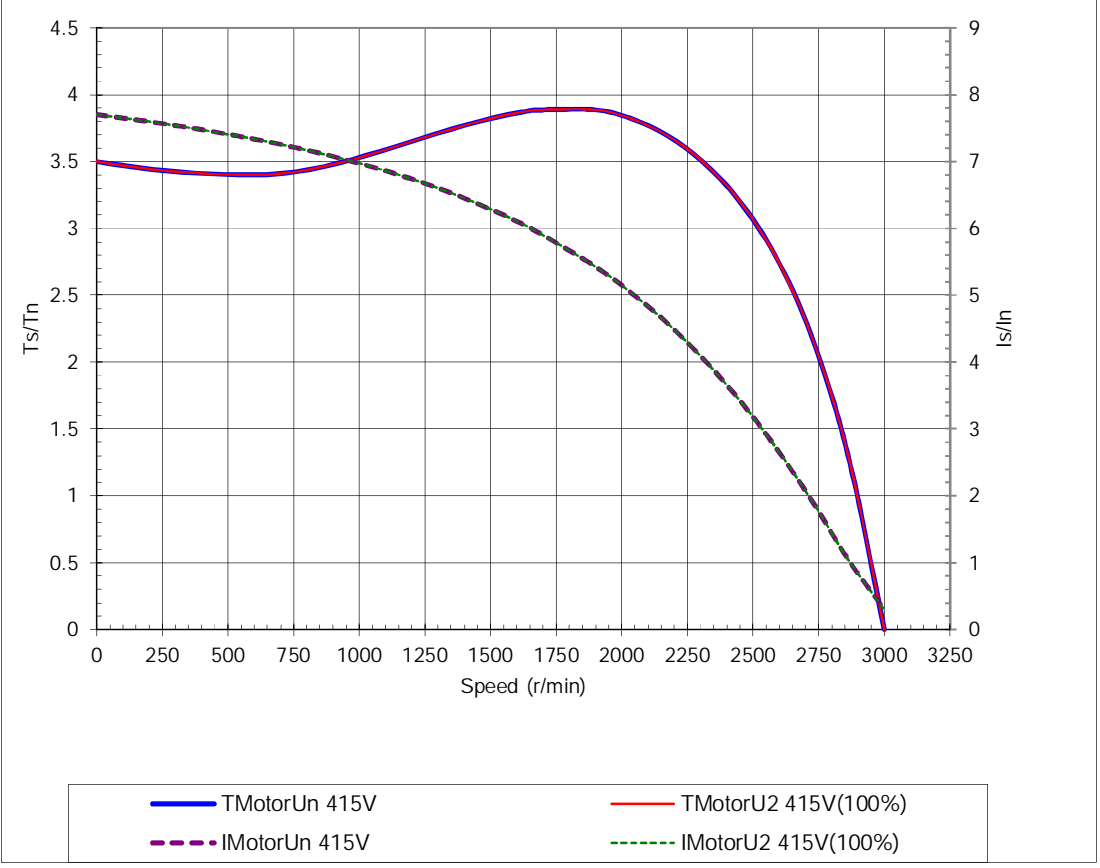

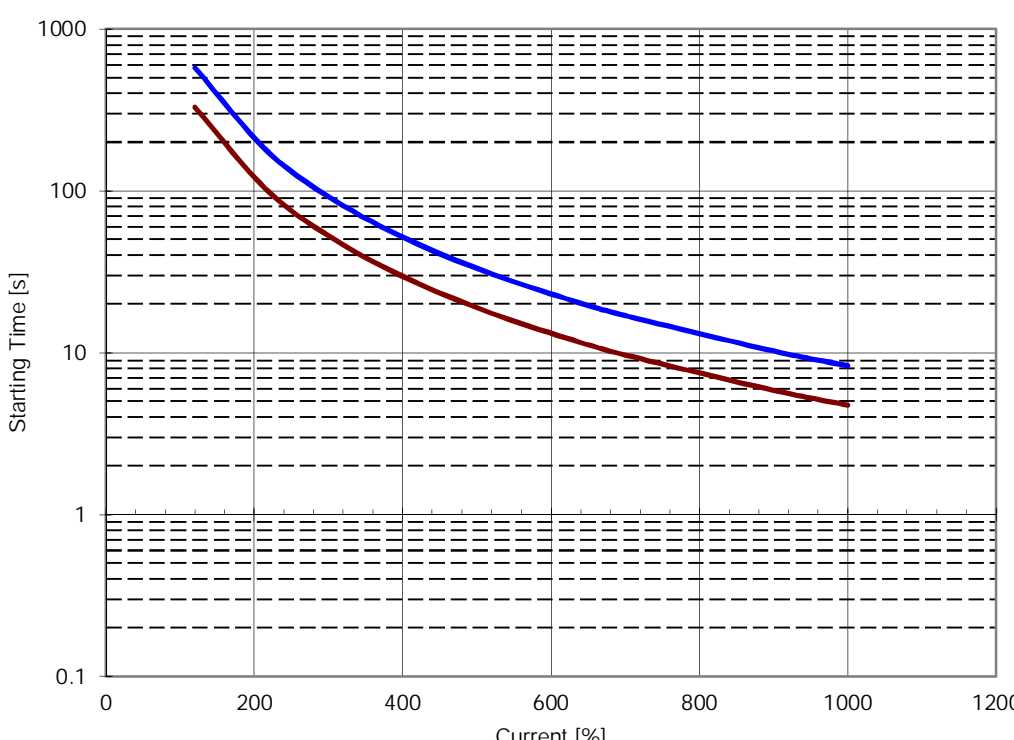
<b>ABB Motors and Generators</b>	<b>Load Curves</b>		
	Project	Location	
Department/Author	Customer name	Customer ref.	Item name <b>1.00001</b>
Our ref.	Rev/Changed by <b>A</b>	Date of issue <b>1/18/2019</b>	Saving ident <b>untitled.xls</b>
Pages <b>2(3)</b>	Product <b>TEFC, 3-phase, squirrel cage induction motor</b>		
Type/Frame	<b>M2BAX 100LKB 2</b>	Calc. ref.	<b>3GZH021010-1</b>
Product code	<b>3GBA 101 820-HDDIN</b>		
Rated output P <sub>N</sub>	<b>3.7</b>	<b>kW</b>	
Type of duty	<b>S1 100%</b>		
Voltage (V)	<b>415</b>	Current I <sub>N</sub> (A)	<b>6.9</b>
Frequency (Hz)	<b>50</b>	Speed (r/min)	<b>2900</b>
		Power factor at P <sub>N</sub>	<b>0.85</b>
		Efficiency (%) at P <sub>N</sub>	<b>87.8</b>
			
<p>Data based on situation 12/21/2015</p> <p style="text-align: center;">All data subject to tolerances in accordance with IS/IEC 60034-1 : 2004</p>			

ABB Motors and Generators	Starting Curves			
	Project	Location		
Department/Author	Customer name	Customer ref.		Item name <b>1.00001</b>
Our ref.	Rev/Changed by <b>A</b>	Date of issue <b>1/18/2019</b>	Saving ident <b>untitled.xls</b>	Pages <b>3(3)</b>
Type of product	<b>TEFC, 3-phase, squirrel cage induction motor</b>			
Type/Frame	<b>M2BAX 100LKB 2</b>	Calc. ref.	<b>3GZH021010-1</b>	
Product code	<b>3GBA 101 820-HDDIN</b>	Frequency (Hz)	<b>50</b>	
Rated output P <sub>N</sub>	<b>3.7 kW</b>	Rated current I <sub>N</sub>	<b>6.9</b>	<b>A</b>
Type of duty	<b>S1 100%</b>			
J <sub>motor</sub> (kgm <sup>2</sup> )	<b>0.0076</b>	Voltage (V) 100%	<b>415</b>	Voltage (V) <b>415V(100%)</b>
J <sub>load</sub> (kgm <sup>2</sup> )		T <sub>start</sub> /T <sub>N</sub>	<b>3.5</b>	T <sub>start</sub> /T <sub>N</sub> <b>3.5</b>
Speed (r/min)	<b>2900</b>	Starting time (s)	<b>0.1</b>	Starting time (s)
T <sub>N</sub> (Nm)	<b>12.2</b>	Speed (r/min)		Speed (r/min) <b>939</b>
T <sub>load</sub> (Nm)		I <sub>s</sub> /I <sub>N</sub>	<b>7.7</b>	I <sub>s</sub> /I <sub>N</sub> <b>7.7</b>
		T <sub>max</sub> /T <sub>N</sub>	<b>3.9</b>	T <sub>max</sub> /T <sub>N</sub> <b>3.9</b>
 <p>The graph plots torque (T<sub>s</sub>/T<sub>N</sub>) and current (I<sub>s</sub>/I<sub>N</sub>) against speed (r/min) for a 415V motor. The x-axis ranges from 0 to 3250 r/min. The left y-axis (T<sub>s</sub>/T<sub>N</sub>) ranges from 0 to 4.5, and the right y-axis (I<sub>s</sub>/I<sub>N</sub>) ranges from 0 to 9. A solid blue line represents T<sub>MotorUn</sub> 415V, a solid red line represents T<sub>MotorU2</sub> 415V(100%), a dashed purple line represents I<sub>MotorUn</sub> 415V, and a dashed green line represents I<sub>MotorU2</sub> 415V(100%). The torque curves peak at approximately 1800 r/min, while the current curves decrease as speed increases.</p>				
Data based on situation 12/21/2015				
All data subject to tolerances in accordance with IS/IEC 60034-1 : 2004				

<b>ABB Motors and Generators</b>	<b>Thermal Withstand Curve</b>		
	Project	Location	
Department/Author	Customer name	Customer ref.	Item name <b>1.00001</b>
Our ref.	Rev/Changed by <b>A</b>	Date of issue <b>1/18/2019</b>	Saving ident <b>untitled.xls</b>
Type of product	<b>TEFC, 3-phase, squirrel cage induction motor</b>		
Type/Frame	<b>M2BAX 100LKB 2</b>	Calc. ref.	<b>3GZH021010-1</b>
Product code	<b>3GBA 101 820-HDDIN</b>	Frequency (Hz)	<b>50</b>
Rated output P <sub>N</sub>	<b>3.7 kW</b>	Rated current I <sub>N</sub>	<b>6.9 A</b>
Type of duty	<b>S1 100%</b>		
J <sub>motor</sub> (kgm <sup>2</sup> )	<b>0.0076</b>	Voltage (V) 100%	<b>415</b>
J <sub>load</sub> (kgm <sup>2</sup> )		Voltage (V)	<b>415V(100%)</b>
Speed (r/min)	<b>2900</b>	T <sub>start</sub> /T <sub>N</sub>	<b>3.5</b>
T <sub>N</sub> (Nm)	<b>12.2</b>	Starting time (s)	<b>0.1</b>
T <sub>load</sub> (Nm)		Speed (r/min)	<b>939</b>
		I <sub>s</sub> /I <sub>N</sub>	<b>7.7</b>
		T <sub>max</sub> /T <sub>n</sub>	<b>3.9</b>
		I <sub>s</sub> /I <sub>n</sub>	<b>7.7</b>
		T <sub>max</sub> /T <sub>n</sub>	<b>3.9</b>



Current [%]	Starting Time [s] (Running Hot)	Starting Time [s] (Running Cold)
100	~300	~500
200	~100	~150
400	~30	~50
600	~15	~25
800	~8	~15
1000	~5	~10

Data based on situation 12/21/2015  
All data subject to tolerances in accordance with IS/IEC 60034-1 : 2004